


Conduit System - Double-Seal & Bulkhead Fittings

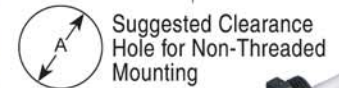
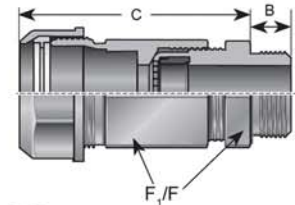
Nylon - Flange & PG/NPT/Metric Threads

Double-Seal Fittings: Conduit & Cable Gland Combination

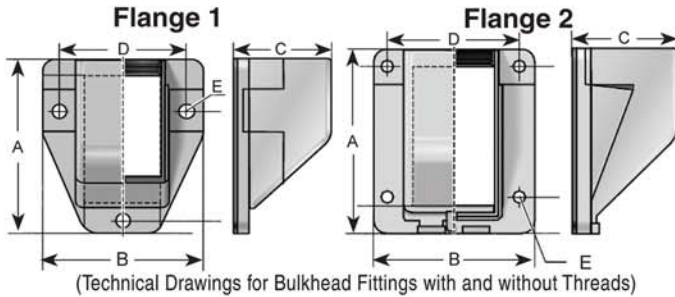
Part Numbers	Thread Type & Size	Cable Range	Fits Nominal Conduit Size	Dimensions			
				A	B	C	F ₁ /F
	See page 49 for thread specs	Inches (mm)		Hole O.D.	Thread Length	Body Length	Wrench Flat
				+ .01" (+.25 mm)			
DS09AA-BK	PG 9	.16 - .31 (4 - 8)	10	.60 (15.2)	.31 (8)	1.77 (45)	.75 (19)
DS11AA-BK	PG 11	.20 - .39 (5 - 10)	12	.73 (18.5)	.31 (8)	1.93 (49)	.87 (22)
DS13AA-BK	PG 13 / 13.5	.24 - .47 (6 - 12)	17	.80 (20.3)	.35 (9)	2.05 (52)	.95 (24) / 1.06 (27)
DS16AA-BK	PG 16	.39 - .55 (10 - 14)	17	.88 (22.3)	.39 (10)	2.05 (52)	1.06 (27)
DS21AA-BK	PG 21	.51 - .71 (13 - 18)	23	1.12 (28.4)	.43 (11)	2.36 (60)	1.30 (33)
DS09NA-BK	3/8" NPT	.16 - .31 (4 - 8)	10	.68 (17.2)	.55 (14)	1.77 (45)	.87 (22) / .75 (19)
DS13NA-BK	1/2" NPT	.24 - .47 (6 - 12)	17	.83 (21.1)	.51 (13)	2.05 (52)	.95 (24) / 1.18 (30)
DS16NA-BK	1/2" NPT	.39 - .55 (10 - 14)	17	.83 (21.1)	.51 (13)	2.05 (52)	1.06 (27)
DS21NA-BK	3/4" NPT	.51 - .71 (13 - 18)	23	1.05 (26.7)	.55 (14)	2.36 (60)	1.30 (33)
DS16MA-BK	M16 x 1.5	.16 - .31 (4 - 8)	10	.63 (16)	.31 (8)	1.77 (45)	.75 (19)
DS20MA-BK	M20 x 1.5	.24 - .47 (6 - 12)	17	.79 (20)	.35 (9)	1.97 (50)	.95 (24) / 1.06 (27)
DS25MA-BK	M25 x 1.5	.51 - .71 (13 - 18)	23	.98 (25)	.43 (11)	2.36 (60)	1.30 (33)

Advantages:

- Combined Conduit and Cable Gland Fittings 2-in-1
- Clamping around entire circumference, ensuring maximum pull-out resistance
- No loose parts - Fitting does not have to be dismantled for assembly
- High degree of protection




Bulkhead Conduit Fittings



Note: The design of the Bulkhead Fittings changes depending on size. Up to M25/PG 21 the Fitting has 3 screw holes, from size M32 / PG 29 the Fitting has 4 screw holes. (see technical drawings)

- Bulkhead Fittings are manufactured from high-grade Nylon (Polyamide). Flange seal is Buna-N.
- Split system: large cut-out size allows for quick & easy insertion of pre-assembled cables into a housing.
- Protection rating: IP 54 / IP 65.
- V0 Rated

Bulkhead Conduit Fittings **with Thread**

Part Numbers	Thread Type & Size	Flange	Dimensions in Inches (mm)				
			A	B	C	D	E
	See page 49 for thread specs		Length	Width	Height	Distance between Holes	Hole Diameter
FL-11-BK	PG 11	1	1.93 (49)	1.85 (47)	1.38 (35)	1.46 (37)	.17 (4.3)
FL-16-BK	PG 16	1	1.93 (49)	1.85 (47)	1.38 (35)	1.46 (37)	.17 (4.3)
FL-21-BK	PG 21	1	2.72 (69)	2.56 (65)	1.73 (44)	2.03 (51.5)	.24 (6.0)
FL-29-BK	PG 29	2	3.54 (90)	3.07 (78)	2.17 (55)	2.54 (64.5)	.26 (6.5)
FL-36-BK	PG 36	2	3.94 (99)	3.70 (94)	2.60 (66)	3.13 (79.5)	.26 (6.5)
FL-48-BK	PG 48	2	4.57 (116)	3.98 (101)	2.99 (76)	3.44 (87.5)	.26 (6.5)


*Note: UR Rating with Fitting.



Advantages (Threaded):

- Split system enables pre-assembled cable harnesses to be inserted by means of removable upper part
- Easy assembly
- High stability
- Supplied with gasket for flange connection.
- Internal thread for Metric and PG Fittings
- Protection rating: IP 65.

Bulkhead Conduit Fittings **without Thread**

Part Numbers	Fits Nominal Conduit Size	Flange	Dimensions in Inches (mm)				
			A	B	C	D	E
			Length	Width	Height	Distance between Holes	Hole Diameter
FT-11-BK	12	1	1.93 (49)	1.85 (47)	1.38 (35)	1.46 (37)	.17 (4.3)
FT-16-BK	17	1	1.93 (49)	1.85 (47)	1.38 (35)	1.46 (37)	.17 (4.3)
FT-21-BK	23	1	2.72 (69)	2.56 (65)	1.73 (44)	2.03 (51.5)	.24 (6.0)
FT-29-BK	29	2	3.54 (90)	3.07 (78)	2.17 (55)	2.54 (64.5)	.26 (6.5)
FT-36-BK	37	2	3.90 (99)	3.70 (94)	2.60 (66)	3.13 (79.5)	.26 (6.5)
FT-48-BK	50	2	4.57 (116)	3.98 (101)	2.99 (76)	3.44 (87.5)	.26 (6.5)



Advantages (Without Thread):

- Split system enables pre-assembled cable harnesses to be inserted by means of removable upper part
- Easy assembly
- High stability
- Supplied with gasket for flange connection.
- Conduit remains rotatable
- Protection rating: IP 54.

Note: Screws not included. *Note: UR Rating with Conduit.